



Prepared by Region IX Office of Head Start

AHSA Quarterly Meeting

Region IX Update

May 16, 2019

FY 2019 Funding Update



- ▶ COLA at 1.77% awarded to HS/EHS/EHS-CCP grantees
- ▶ Program Improvement
 - ACF-PI-HS-18-03 states “Grantees encountering program improvement needs should contact their Regional Office and submit supplemental applications throughout the year as needs emerge.”
 - Requests are addressed by emergency/priority and subject to availability of funds. Applications must be submitted to HSES.
 - Please discuss with your Program Specialist as soon as you know you will need to submit a PI application.

FY 2019 Funding Update



Duration awards to increase program hours to 1,020 for HS and to 1,380 for EHS CB services.

- ▶ R9 awarding \$28.5 m annual operations to increase hours for 4,783 HS slots
- ▶ R9 awarding \$0.7 m annual operations to increase hours for 71 EHS slots

EHS-CCP Round 3

- ▶ OHS received over 400 applications; 78 awards issued nationally, very competitive.
- ▶ Awarded to 10 R9 current grantees totaling \$20.7 m annual operations.

Duration NPRM – Head Start Service Duration Requirements



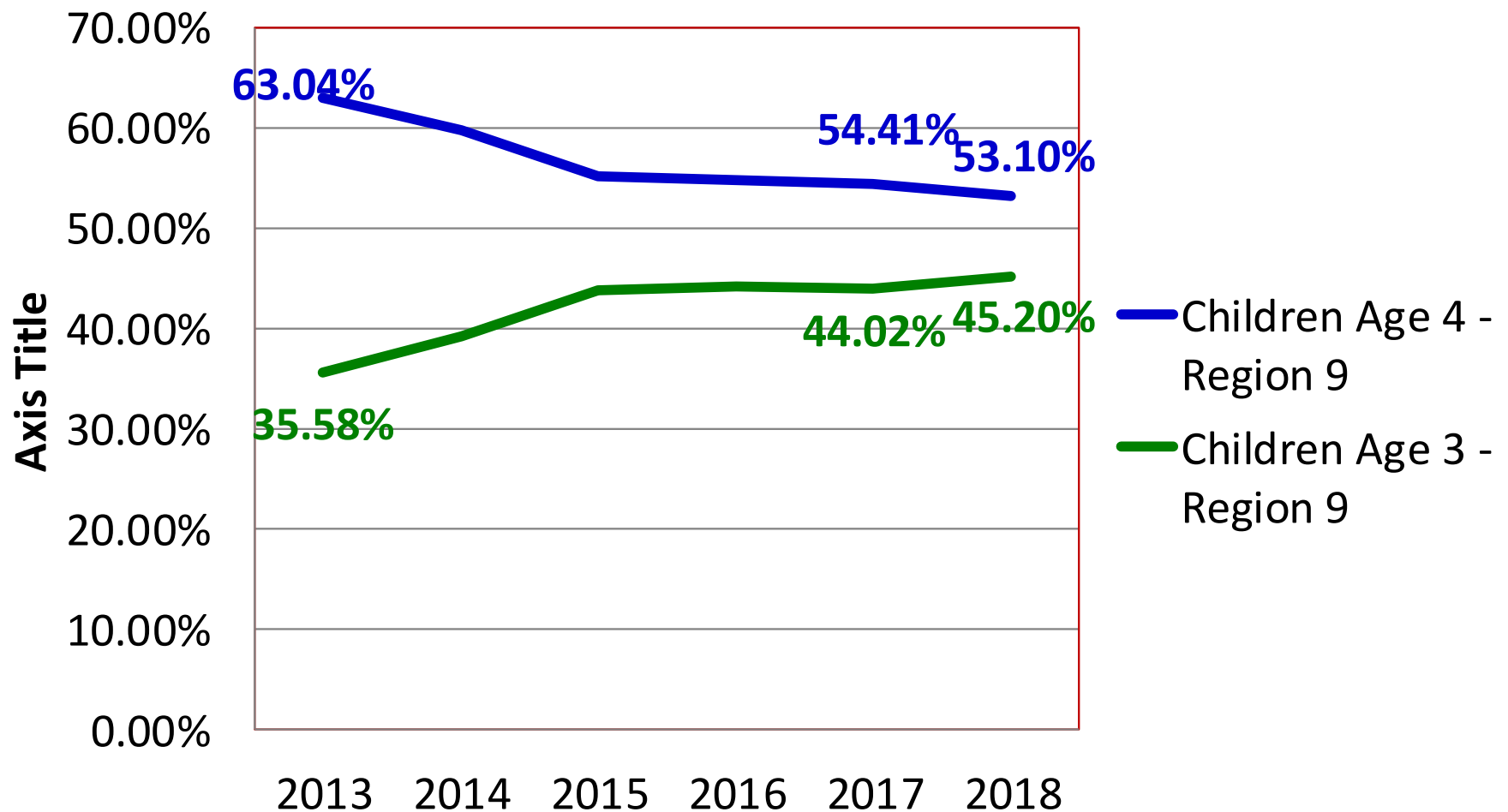
- ▶ Proposes to remove standard requiring 100 percent HS CB operate for 1,020 annual hours by August 1, 2021.
- ▶ First phase, which required programs operate 50 percent HS-CB at 1,020 hours by August 1, 2019, has already been removed.
- ▶ Requires EHS CB operate at 1,380 annual hours.
- ▶ Comments due by Saturday, May 25, 2019

[Submit your comments here](#)

Percent of Region 9 Children Aged 3 and 4 Being Served in Head Start Programs



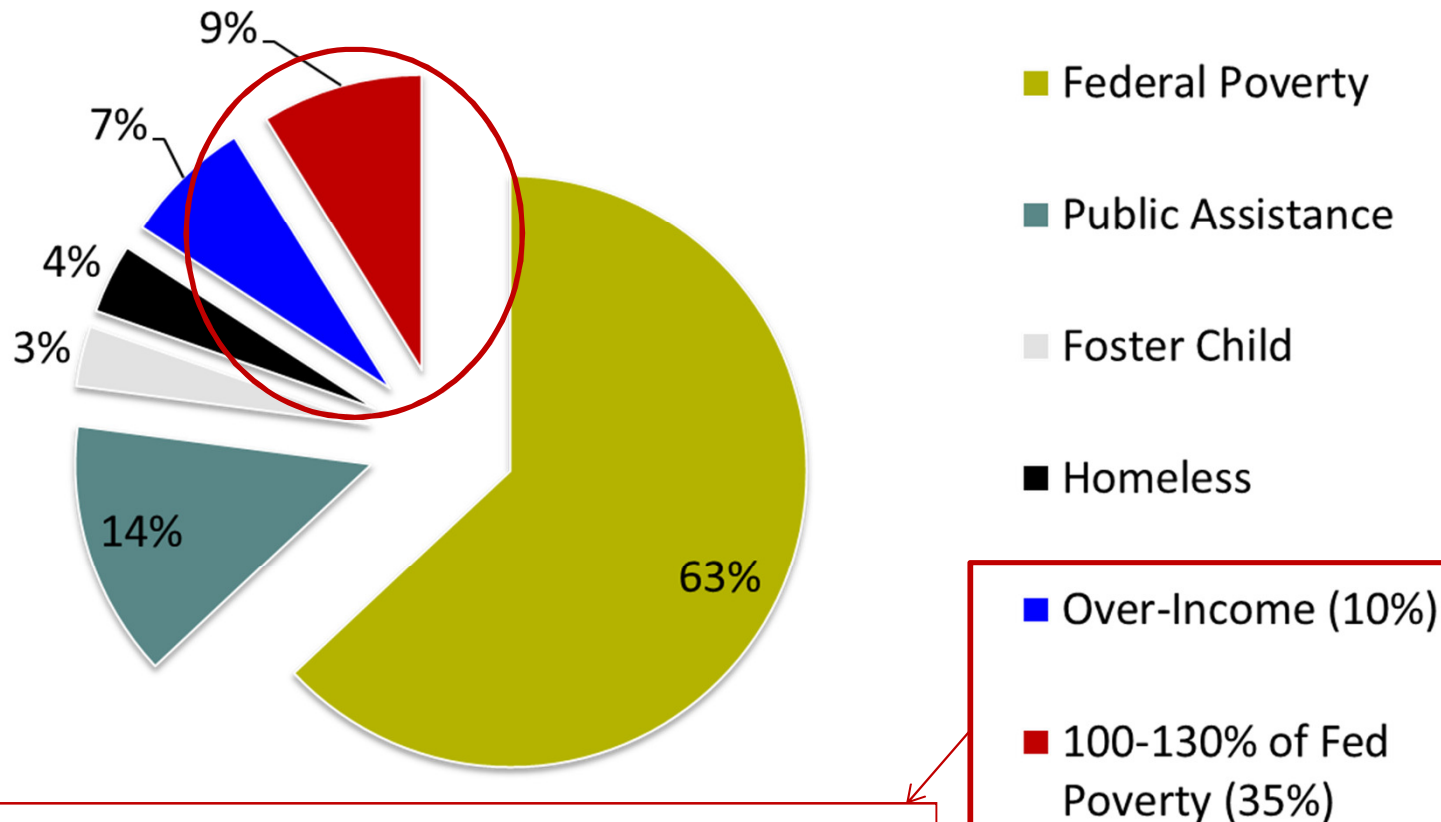
Region 9 Age PIR Trend Data



PIR 2018 Region 9 Eligibility Data



% of Enrollment by type of Eligibility



Program can enroll up to 10% of over-income families AND up to 35% of over-income families whose incomes between 100-130% of federal poverty

Full Enrollment Process



- ▶ Process begins when actual enrollment < funded enrollment for 4 consecutive months
- ▶ Grantee placed on 12-month enrollment plan with TA support
- ▶ If grantee reports at least 97% enrollment at end of 12-month plan, grantee will receive End of 12-month Letter and EOM will be evaluated for 6-months
- ▶ If grantee reports <97% enrollment at end of 12-month plan, RO determines if grantee meets criteria for a waiver or limitation of reduction and grantee is designated chronically under enrolled. Grantee enrollment is evaluated for 6-months

Waiver or Limitation of Reductions



HS Act, Sec. 641A(h)(5)(B)

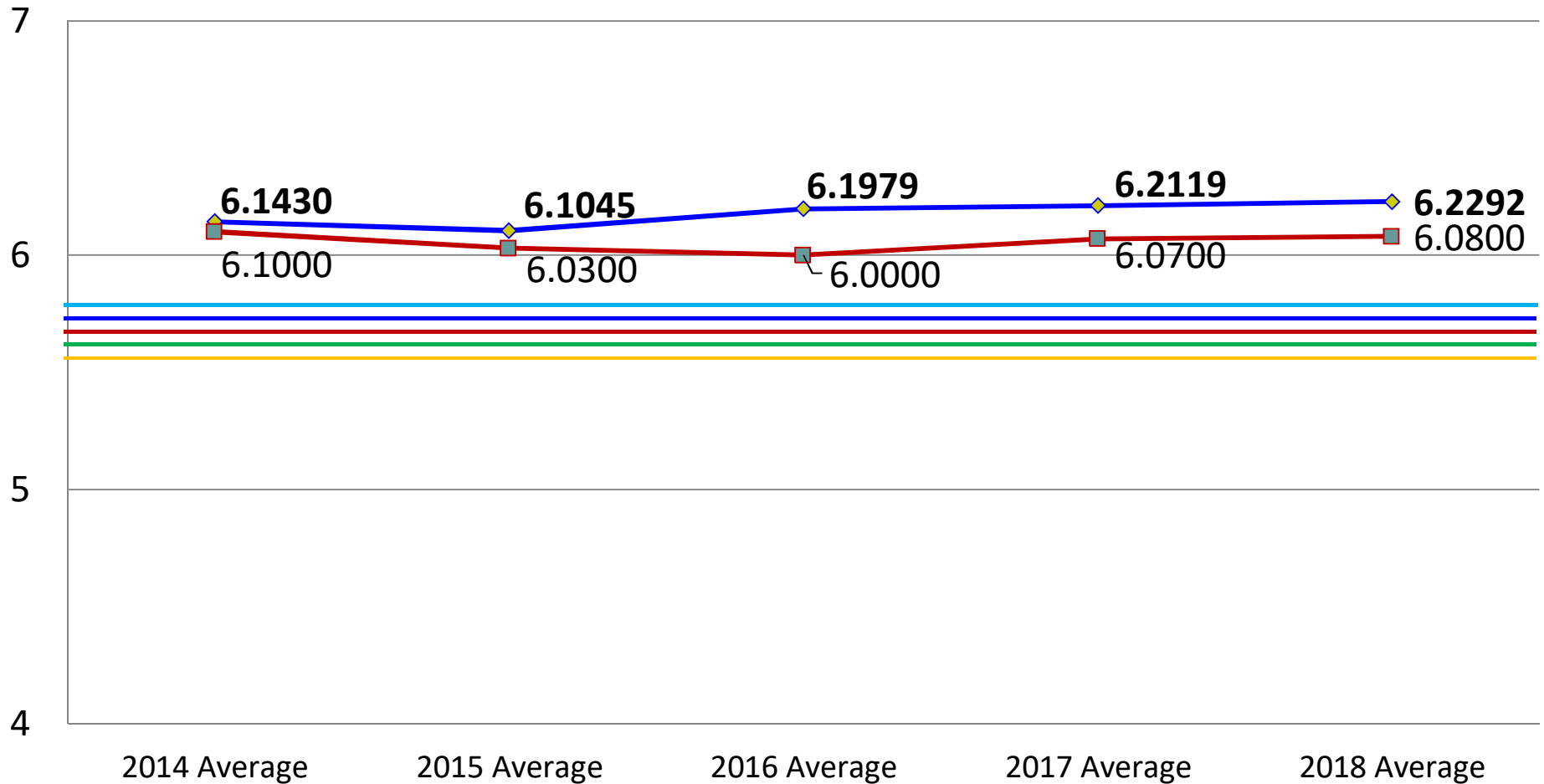
- i. the causes of the enrollment shortfall, or a portion of the shortfall, are related to the agency's serving significant numbers of highly mobile children, or are other significant causes as determined by the Secretary;
- ii. the shortfall can reasonably be expected to be temporary; or
- iii. the number of slots allotted to the agency is small enough that underenrollment does not create a significant shortfall

Achieving Full Enrollment



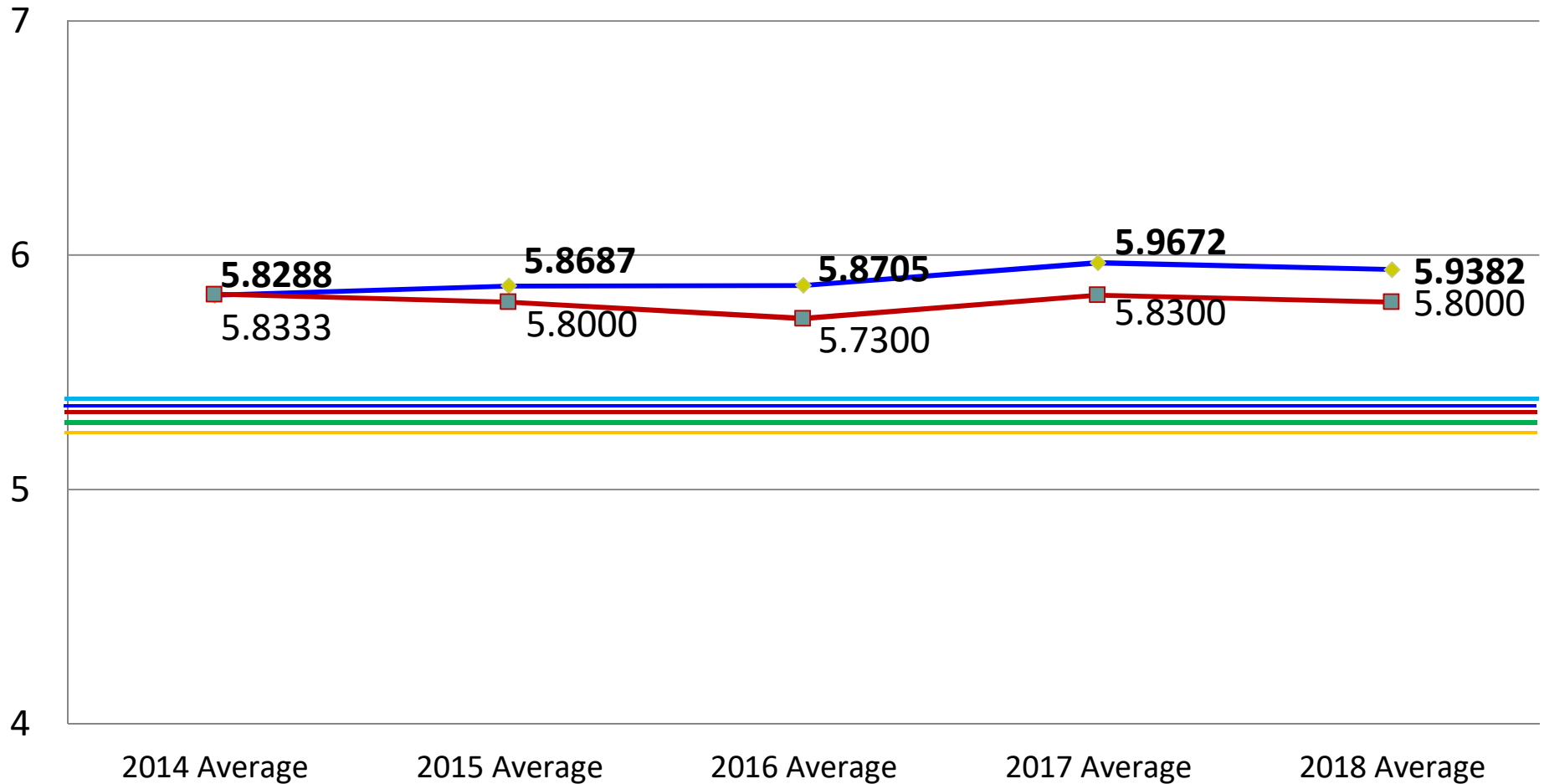
- ▶ Ensure ERSEA systems are implemented, agency-wide
- ▶ Review and analyze Community Assessment data
- ▶ Analyze enrollment data including wait-lists, and implement enrollment plan
- ▶ Examine program options, staffing, class size/ratios
- ▶ Work with R9 staff to implement full enrollment strategies

Emotional Support CLASS Scores



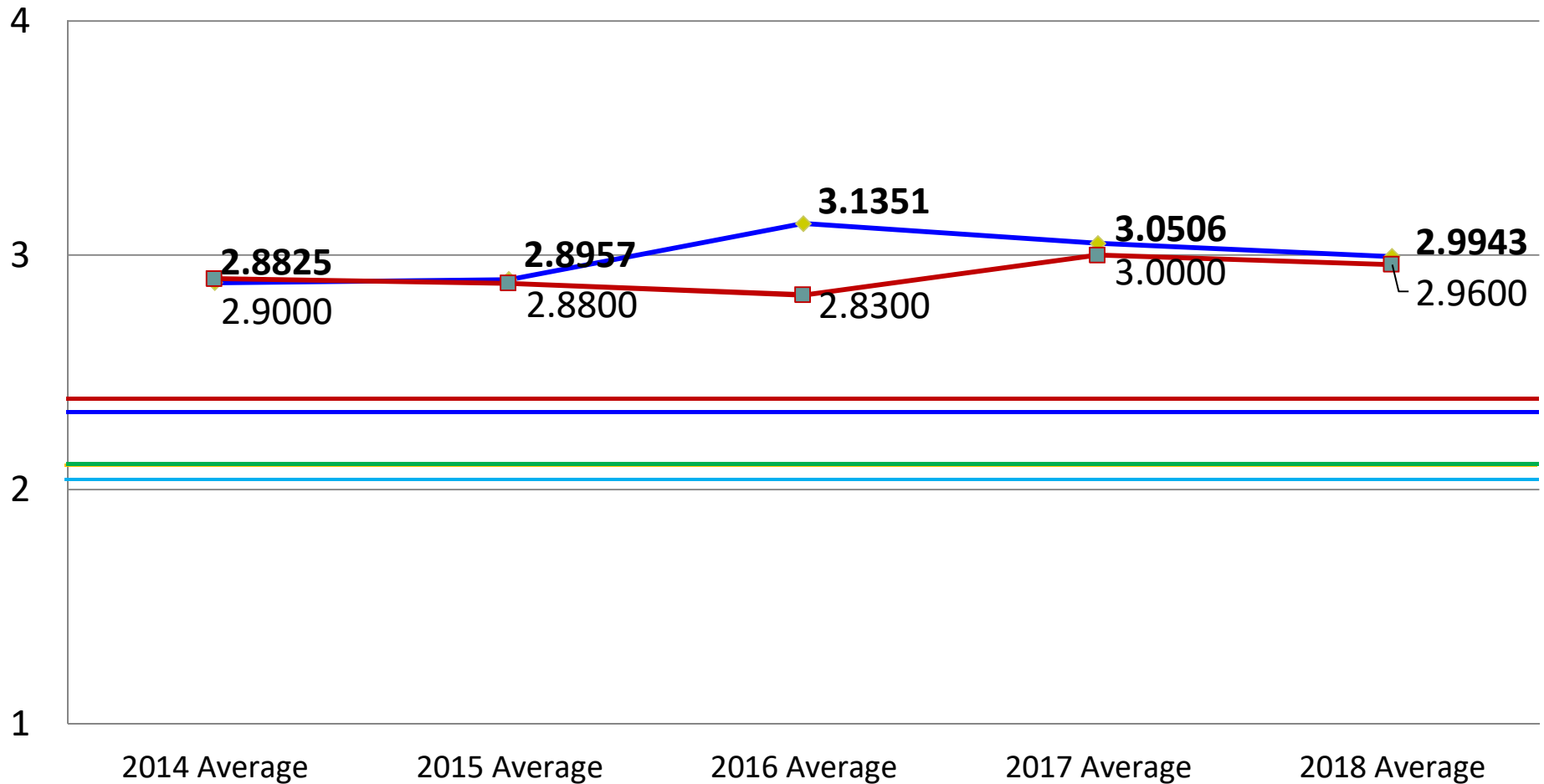
FY2018 10% Threshold (5.6641) — Mandated Threshold – 4.0
 FY2017 10% Threshold (5.7024) — 2018 Region 9 Average – 6.2292
 FY2016 10% Threshold (5.5952) — 2018 National Average – 6.0800
 FY2015 10% Threshold (5.6563) — Region 9 Average —
 FY2014 10% Threshold (5.7167) — National Average —

Classroom Organization CLASS Scores



FY2018 10% Threshold (5.2803) — Mandated Threshold – 3.0
 FY2017 10% Threshold (5.3264) — 2018 Region 9 Average – 5.9382
 FY2016 10% Threshold (5.2500) — 2018 National Average – 5.8000
 FY2015 10% Threshold (5.2708) — Region 9 Average —
 FY2014 10% Threshold (5.3646) — National Average —

Instructional Support CLASS Scores



- FY2018 10% Threshold (2.3125) —
- FY2017 10% Threshold (2.3095) —
- FY2016 10% Threshold (2.2222) —
- FY2015 10% Threshold (2.2262) —
- FY2014 10% Threshold (2.2027) —
- Mandated Threshold – 2.0
- 2018 Region 9 Average – 2.9943
- 2018 National Average – 2.9600
- Region 9 Average —
- National Average —

Linking Instructional Learning Formats With Concept Development



- ▶ Instructional Leadership Institutes
- ▶ Support grantees in evidence-based teaching practices.
- ▶ Improve instructional leadership to support high quality teacher child instructional interactions (ILF and CS)
- ▶ Mentor – Coaching network focusing on instructional leadership
- ▶ Embed more frequent use of ILF practices within widely used curriculum

Upcoming Region 9 TTA Events



Date	Location	Event	Participants
Various dates	Various locations	Coaching Networks	Coaches and TA staff
May 21-22, 2019	SF Regional Office	Fiscal Institute	New Fiscal Officers and Directors
July 2019 (TBD)	SF Regional Office / San Francisco Hotel (TBD)	Leadership Cohort – End of Year Wrap Up	New Directors, Fiscal Officers and Managers (Leadership Cohort Pilot)

- ▶ Contact your assigned Program Specialist to register or get more information.

Thank you for all you do!



I'm not
telling you
it's going
to be

easy,

I'm
telling you
it's going
to be

WORTH IT.

