



Early Childhood Updates

Lori Masseur

Literacy-Related Award: Comprehensive Literacy State Development Grant (CLSD)

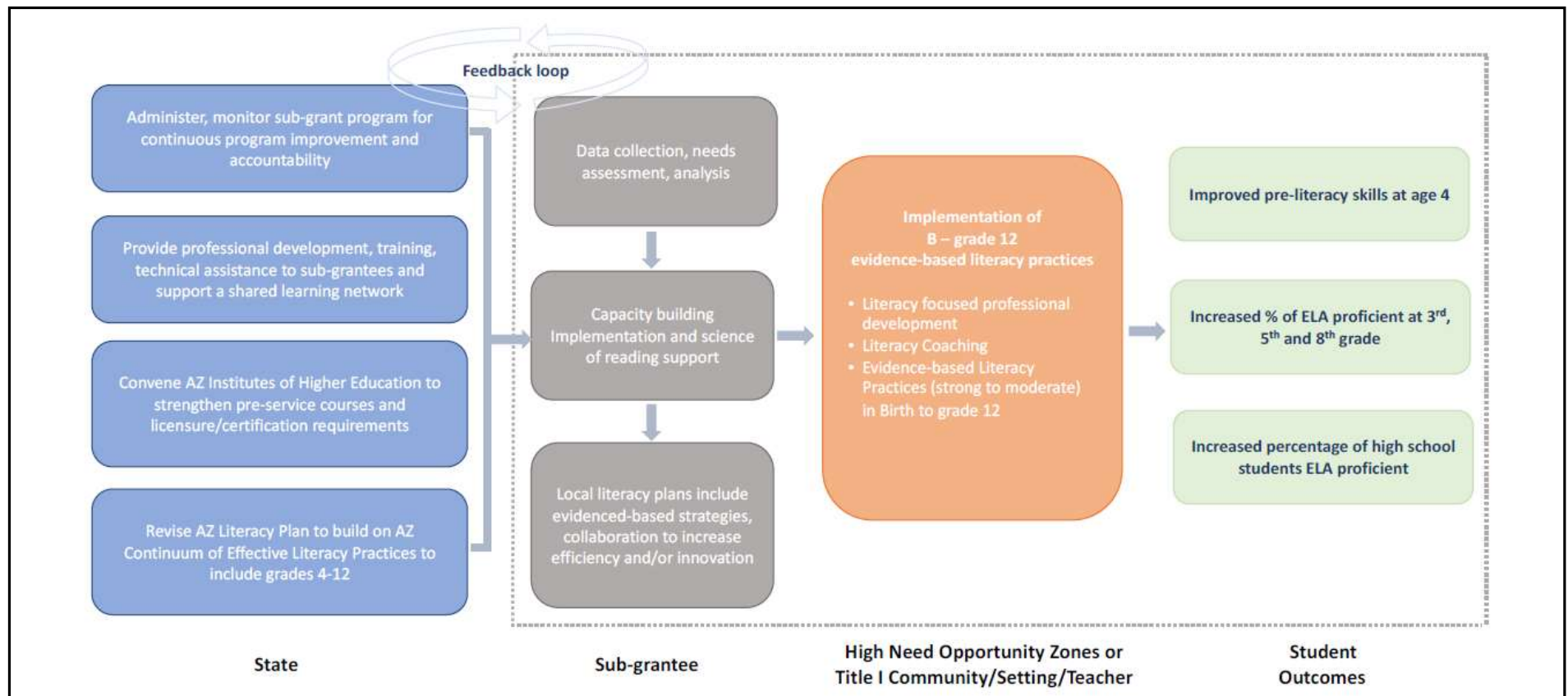
1. Building the [capacity of Arizona schools and systems](#) serving the highest percentage of disadvantaged students to accelerate improvement in English Language Arts outcomes, particularly targeting schools and early childhood education sites in high-need areas.
2. Ensuring [disadvantaged students have equitable access](#) to highly-effective teachers and early care and education providers trained in the Science of Reading.
3. Expanding [Arizona's capacity and infrastructure](#) to implement high-quality, evidence-based practices and strategies to support struggling readers.



\$20,000,000 over Five Years to Improve Literacy Across a Birth to 12th Grade Continuum



Literacy-Related Award: Comprehensive Literacy State Development Grant (CLSD)



Literacy-Related Award: Comprehensive Literacy State Development Grant (CLSD)

CLSD Age Bands

- Not less than 15% of grant funds must be used for state and local programs and activities pertaining to children from **birth** through **kindergarten entry**.

Early
Childhood



- Not less than 40% of grant funds must be used for state and local programs and activities, allocated equitably among the grades of **kindergarten** through **grade five**.

Elementary
Education



- Not less than 40% of grant funds must be used for state and local programs and activities, allocated equitably among **grades six** through **twelve**.

Secondary
Education



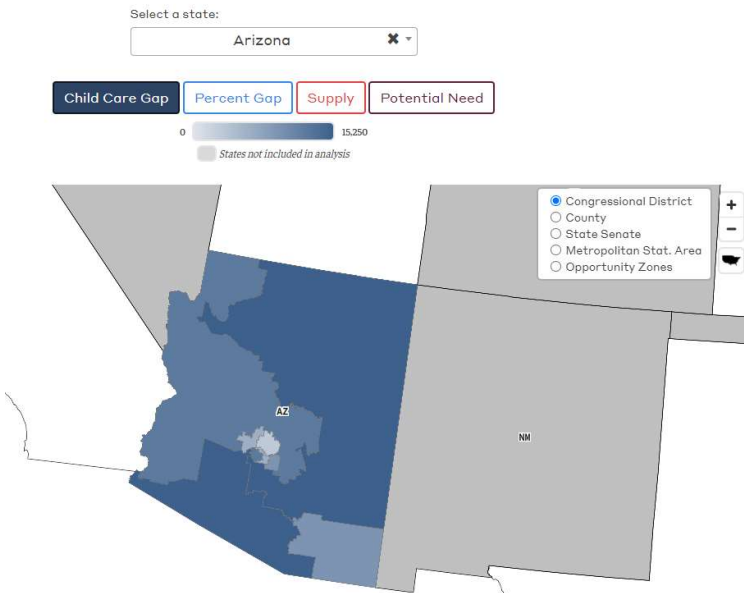
For this competition, State Education Agencies are required to prioritize subgrant applications within Opportunity Zones that meet the higher evidence levels of strong or moderate evidence included in the definition of “evidence-based”

Literacy-Related Award: Comprehensive Literacy State Development Grant (CLSD)

Comprehensive Literacy State Development (CLSD) Grant



Bipartisan Policy Center- Childcare Gap

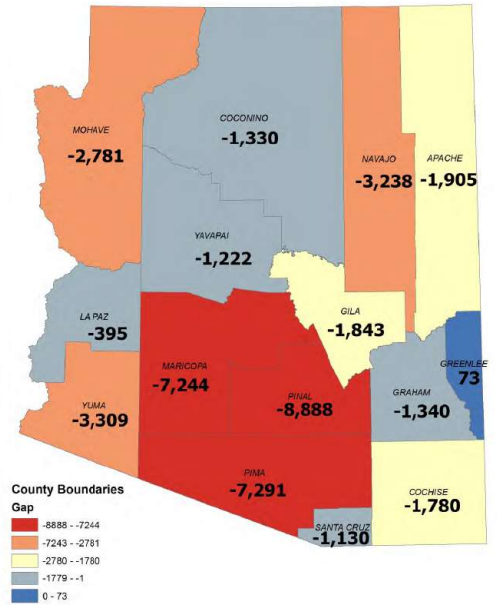


Calculated Gap

Child care Capacity Minus Kids Under 6 With Working Parents

Area	Kids Under 6 Working Parents	Child care Capacity	Gap	Gap %
Urban	278,011	244,936	33,075	11.9%
Rural	21,745	10,548	11,615	48.5%
Total	299,756	256,133	43,623	14.6%

Gap - Capacity - Under 6 with Working Parents -43,623



<https://childcaregap.org/>

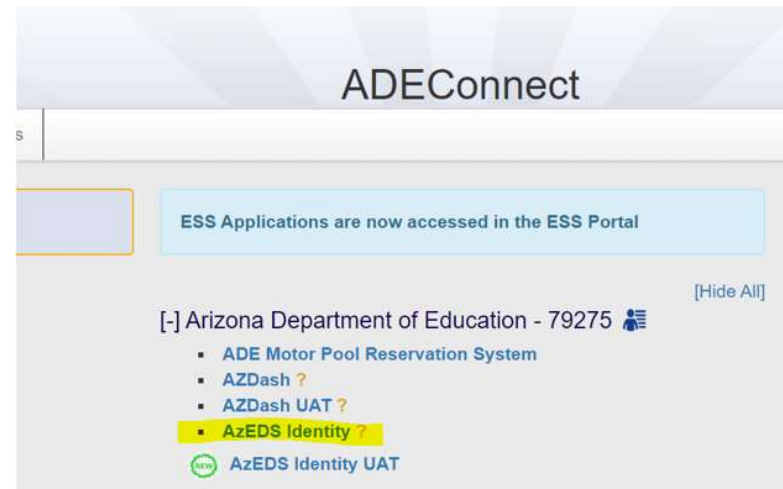
Early Childhood Block Grant ARS 15-521

- Budget Request Submitted to the Governor's Office
September 1st
- Ask for \$20 million per year (aligns to prior ECBG and PDG amount)
- Current work on updating statutory language
 - Quality
 - Eligibility Requirements
 - Evaluation
 - Ongoing Progress Monitoring



TSG Data

- Invalid Child SAIS ID Numbers
- Invalid Site Entity IDs are invalid (site identifier)
- Guidance on developing a system and process for generating accurate Child SAIS IDs
- Guidance on developing a system and process for inputting accurate Site Identifier (Entity-ID no alpha characters)



Click on the AzEDS Identity Hyperlink

Student Unique Identifier Search

Search By

☒ Person Information ☐ Unique ID

Legal Name

Last* First* Middle Suffix

Personal

Birth date* Gender*

* required fields

2021-2026 HSSCO Strategic Plan

Timeline



March - Shelter in Place
April - Cancel in-person meeting
May - Decision to move 100% virtual and build platform for virtual meeting and live access to docs.

STAKEHOLDER SURVEY

The purpose of the survey is to identify the effectiveness of activities in the 2016-2021 plan and inform the 2021-2026 plan



Spring 2020 Head Start Planning Meeting

WHO:
AZ Head Start Grantees, Delegate Directors, and AZHSA Committee Leadership

WHEN:
TUESDAY
APRIL 18, 2020
12:00 - 2:00 PM

WHERE:
Arizona Dept of Education TUCSON
416 W Congress St
Suite 100
Tucson, AZ 85701
Conf. Room 105

WHY:
Planning and Review of Head Start priorities relative to the next five year grant period 2021-2026

Click Here for Map/Directions:



Click here to RSVP

Please RSVP by April 27.
Use the link or QR code



QUESTIONS:
Please contact the ADE Early Childhood Education Unit
602-364-1530



<https://selectsurvey.net.azed.gov/TakeSurvey.aspx?SurveyID=I2M1I94K>

2021-2026 HSSCO Strategic Plan

Long Range Goal 3: Increase the number of children in vulnerable populations served by Head Start. Vulnerable populations include children experiencing homelessness, refugee status, foster care, and children from military families and with an IEP/IFSP.

Short Term Objective A: Annually, identify obstacles for the different vulnerable populations in the different communities to enroll and remain in Head Start programs.

Process Goals:

1. Create a working group to examine PIR and programmatic data to identify trends in low enrollment and high enrollment of vulnerable population to identify who does this well and who needs more support.
2. Executive committee will oversee the discussion of trends and strategies for identifying obstacles for the enrollment of vulnerable populations.
3. Parent Family and Community Engagement Committee will be responsible for sharing out trends and strategies with ERSEA program staff for grantees.

Partners identified to collaborate on this work:

ADE, McKinney Vento data, DES, MapLit, DHS, AZHSA

Expected Outcomes:

1. Increased identification of obstacles to the enrollment of vulnerable populations.
2. Increase the number of children enrolled in Head Start and Early Head Start from families experiencing homelessness, poverty, refugee status, kith & kin care, foster care, military and IEP/IFSP.

Progress Monitoring:

Annually, Parent survey data (ADE, McKinney committee will assign at quarterly AZHSA m

Arizona Head Start Association Sub-Committee Alignment: Parent, Family and Community I Committee

National OHS Priority Alignment: Work with state efforts to collect data regarding early child programs and child outcomes

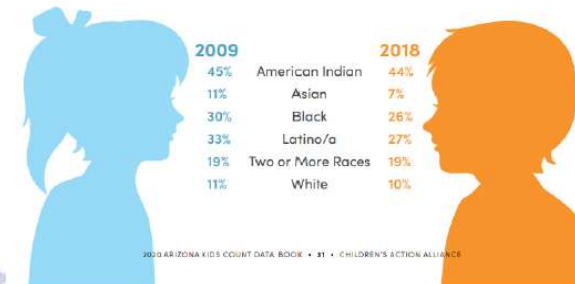
Regional OHS Priority Alignment: Services to children experiencing homelessness, services t with disabilities, child welfare

Arizona Statewide Strategic Plan Alignment: Inclusion

Poverty Rates

According to the 2020 Arizona Kids Count Data Book, "the percentage of Arizona children living in poverty rose to 23 percent statewide and increased in 10 out of 15 counties. Today, more children are living at or below the federal poverty threshold than in 2009".

Children Living in Poverty by Race and Ethnicity



Median Income

In the US Census Bureau's American Community Survey reports 2019 estimates, the median income in Arizona is \$56,213. This is below the US average of \$60,293. This figure varies across the state and by Race and Ethnicity. The county with the lowest median income is Apache county.

2018 Median Family Household Income by Race and Ethnicity

